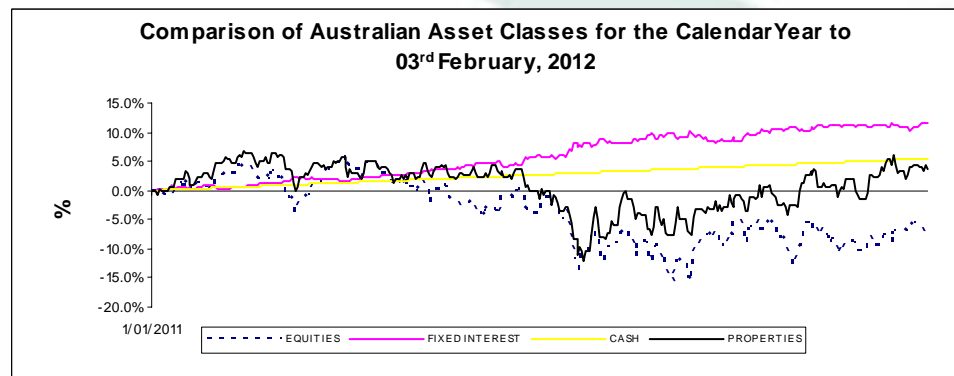






Weekly Market Report

Weekly Market Movements						
Indices	03-Feb	% chg	% chg	% chg	% chg	Aust Fixed Interest Market
	Day	Week	MTD	CYTD	FYTD	
Aust Equities - S&P/ASX 200	32,361.20	-0.87	4.80	4.80	-5.38	Cash 11am 4.25
Aust Equities - S&P/ASX 300	32,274.21	-0.80	4.90	4.90	-5.42	90 Day Bank Bill 4.28
Listed Property - S&P/ASX 200	20,095.47	-0.47	5.39	5.39	0.54	
Cash - UBSW Bank Bill	7,474.65	0.09	0.43	0.43	2.91	
Aust Fixed Interest	6,936.43	0.60	0.26	0.26	6.94	
Aust Index Bonds	5,379.75	1.277	1.71	1.71	14.42	



Weekly Market Movements					
Indices	03-Feb	% chg	% chg	% chg	% chg
		Week	MTD	CYTD	FYTD
US - Dow Jones	12,862.23	1.59	5.28	5.28	3.61
US - S&P 500	1,344.90	2.17	6.94	6.94	1.84
US - Nasdaq	2,905.66	3.16	11.54	11.54	4.76
Intl Equities - Cogent World (Unhedged)	1,445.70	0.94	2.53	2.53	-3.78
Intl Equities - Cogent World (Hedged)	837.60	2.22	6.80	6.80	-2.09
Intl Fixed Interest - JP Morgan	449.56	0.12	0.77	0.77	8.27

Commodities					
		Week	MTD	CYTD	FYTD
Gold (US\$/oz)	1,738.68	0.34	10.30	10.30	15.58
Oil WTC (US\$/barrel)	97.84	-1.73	-1.00	-1.00	2.54

	3-Feb	% chg	% chg	% chg	% chg
		Week	MTD	CYTD	FYTD
	1.0773	1.36	5.08	5.08	0.63
	82.5050	1.17	4.60	4.60	-4.58
	0.8210	1.44	3.96	3.96	11.18
	0.6818	0.51	3.36	3.36	2.25